



Sage X3

E-invoicing pack for Release 2025.R1

Contents

Content of “E-Invoicing 2025.R1 pack”	3
Update Syracuse server	3
Pack installation	3
Validation of Classes & Representations for EINV	4
Change of behavior	5


Content of “E-Invoicing 2025.R1 pack”


E-Invoicing 2025.R1 pack will bring to Sage X3 all E-invoicing related features developed in Release 2026.R1

This includes:


- License update (The E-invoicing license is no longer required for 2025.R1)
- E-invoicing
 - Management of the Sage Test or Production PA when onboarding
 - Parsing of electronic address in inbound invoices
 - Electronic address in the mapping of inbound invoices
 - Electronic address in outbound invoices
 - Resending the invoice in case of error
 - Status refused before the creation of the transaction
 - Embedded attachments management out
 - Extraction of the “Payment received” status using EINVPAYSTA function (CDAR – Flux 6)
 - Outbound prepayment improvements
- DCC improvements and Electronic address management (FR Public Directory)
- AP Automation
 - Automatic processing of files stored in a directory
- Bug fixes

For more information, please refer to the 2026.R1 release documentation.


 Before installing this pack, E-invoicing must be active (EINV activity code. See ‘E-invoicing framework’ How-to-Guide in the Sage X3 Online Help Center).

 Due to varying configurations and the possibility that some advance deliveries may already be installed, we strongly recommend installing this package in a **Test environment** and verifying that the installation is complete.

Update Syracuse server

 New version to install

Minimal version to install: **12.22.13** for 2025.R1

 Available on your Regional Support Knowledge Base

Pack installation

Use the Updates function under Administration > Utilities > Update

Name	Version	In progr...	Appl...	Application Datetime	Status	Integration status	Generation status	Detailed status	Expiration date...
E-invoicing_25R1	R090.037.113	x	✓	6/10/2026 12:03 PM	Success	Success	Success	Update successful	

Create a new update by selecting the zip file for your X3 2025.R1 release, "Save" and then "Apply update":

Update

Information

Update: E-invoicing_25R1.zip (Uploaded)

Name: E-invoicing_25R1 | Description: E-invoicing_25R1 | Version: R090.037.113

Apply to: X3 root endpoint (X3ERP12/X3)

Validation of Classes & Representations for EINV

Use the Dictionary validation function:

- All modules validation set to NO
- Select Class & representations validation
- Activity code EINV

All > Development > Utilities > Dictionary > Validations

Dictionary validation



Parameters

Folder: SEED | Validation: Free | Deferred validation | Test mode

Installed modules

Module	Validation
Supervisor	No
Financials	No
A/P-A/R accounting	No
Sage X3 external	No
Sales	No

Dictionary validation

OK

16 Results Display: 10

	Type	To pr...	From	To
1	Tables validation	<input type="checkbox"/>		
2	Forced validation	<input type="checkbox"/>		
3	Validation of views	<input type="checkbox"/>		
4	System class validation	<input type="checkbox"/>		
5	Class validation	<input checked="" type="checkbox"/>		
6	Link synchronization	<input type="checkbox"/>		
7	Representations validation	<input checked="" type="checkbox"/>		
8	Screen validation	<input type="checkbox"/>		
9	Generated screens	<input type="checkbox"/>		
10	Objects validation	<input type="checkbox"/>		

Filters

Data type:

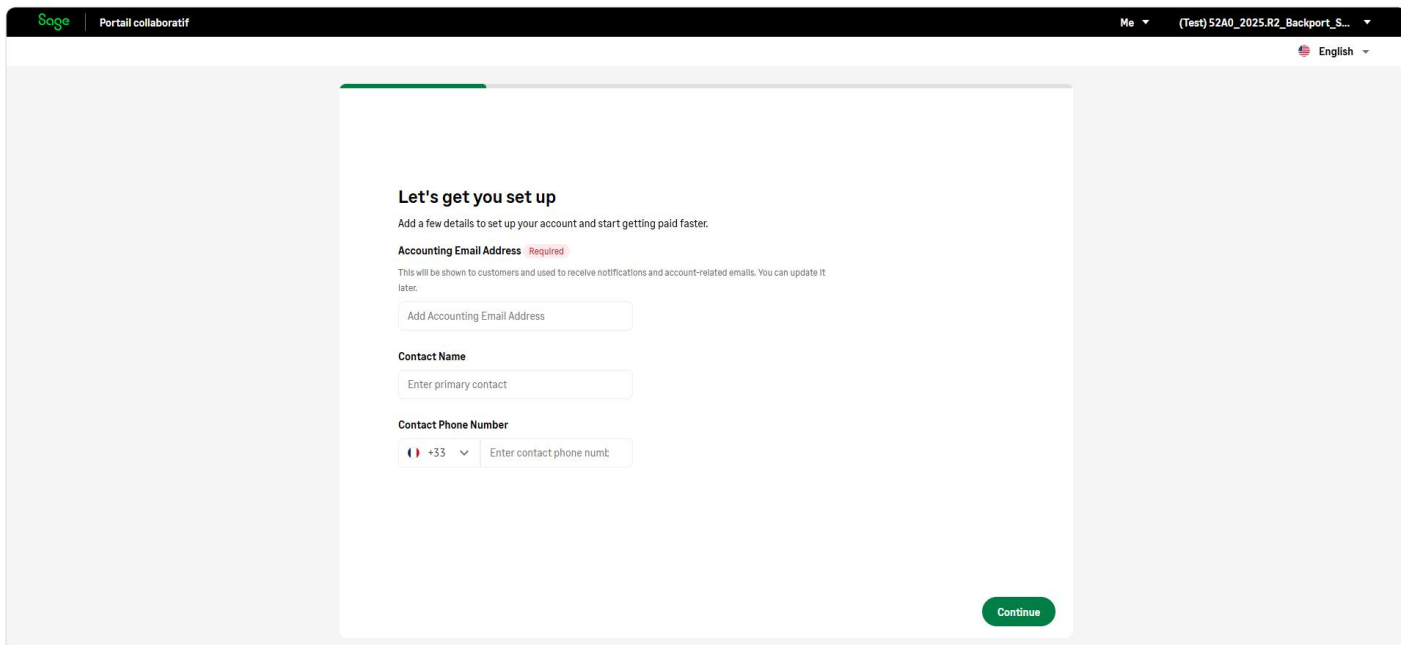
Activity code: Electronic invoice

Action code:

Change of behavior

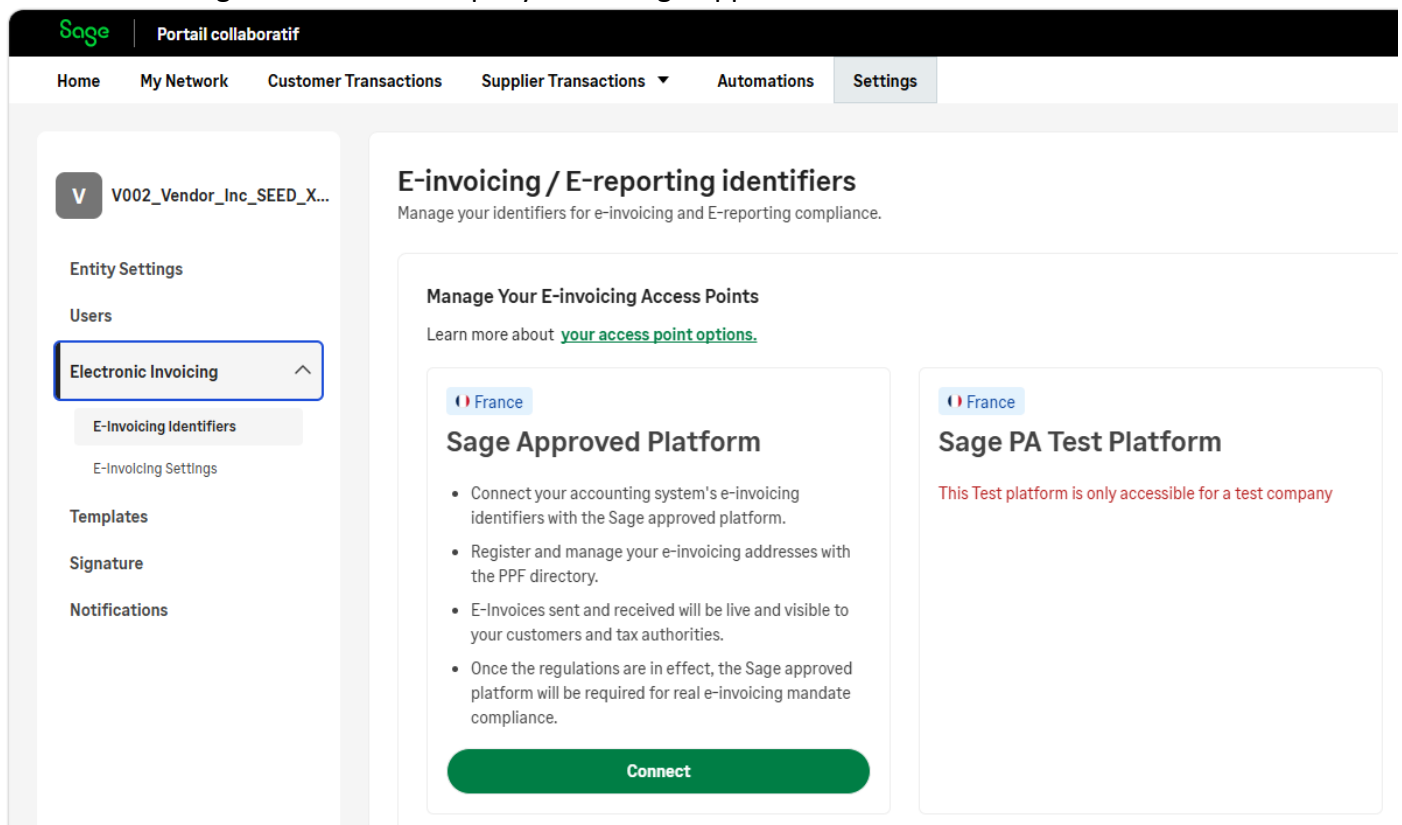
⚠ Refer to 2025R2 Pilot pack documentation to have the complete onboarding flow. Only changes are identified hereafter.

When registering a Test or Production company to Sage Network a new screen with the mandatory email address is displayed:



This 1st screen is followed by a few information screens, and user is redirected to the home page.

When connecting a **Production** company to the Sage Approved Platform:



A new "Usage" column has been added to the Address grid to cover different requirements:

E-invoicing / E-reporting identifiers
Manage your identifiers for e-invoicing and E-reporting compliance.

← All Access Points

Sage X3 - PA France

Total 1 address

Company Name	Accounting System	Address Type	Address Value	Status	Usage	Actions
V002_Vendor_Inc_SEED_X3ERP12	Sage X3	SIRENSIRET	51198996400032	Not Connected	All	Activate for E-Invoicing

Usage: All, Sending Only, E-Reporting Only

1-1 of 1

- **All** : this address is used for all purposes (Sending, Receiving and E-reporting). It will be registered in the French Public Directory.
- **Sending Only**: this address is only used for sending invoices to identify seller party and track lifecycle.
- **E-reporting Only**: this address is only used for E-reporting.

You must choose the address usage according to your context. It will be displayed in the 1st confirmation screen:

E-invoicing Identifiers Settings / Activate company with PPF

1 Address usage

2 Confirm Company Details

3 User Verification

4 Set Effective Date

5 Submit to Directory

← Previous

Address usage
See how this e-invoicing address will be used.

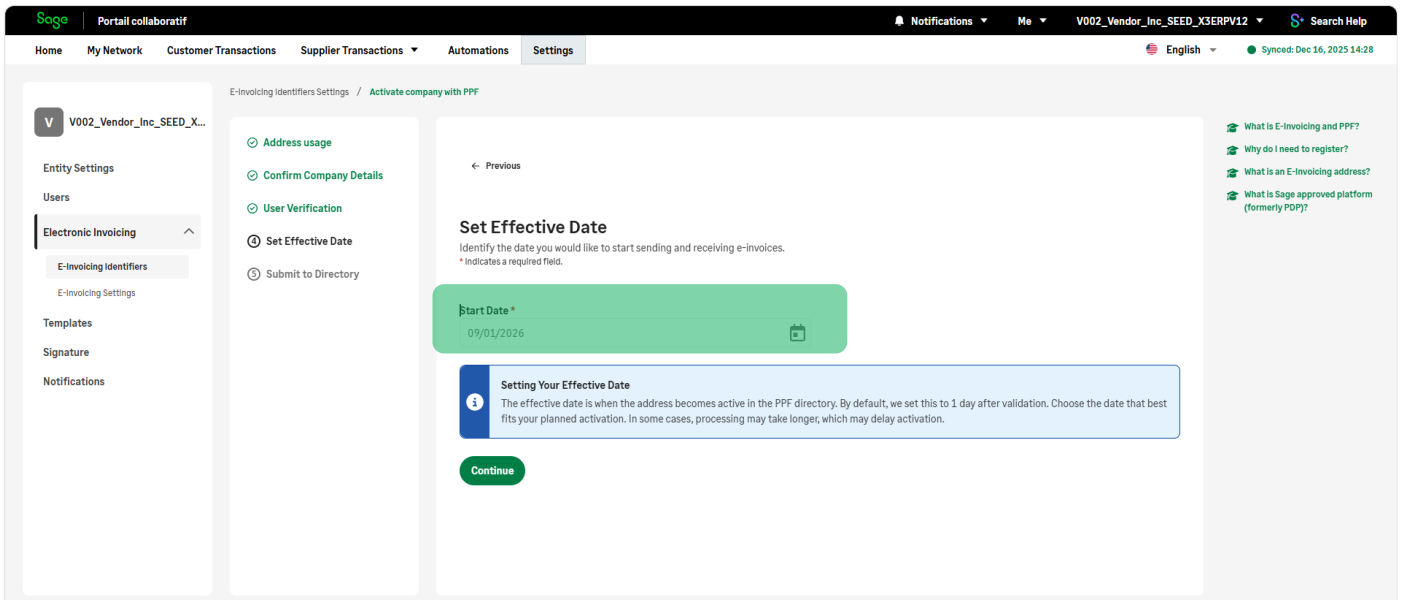
Usage

All

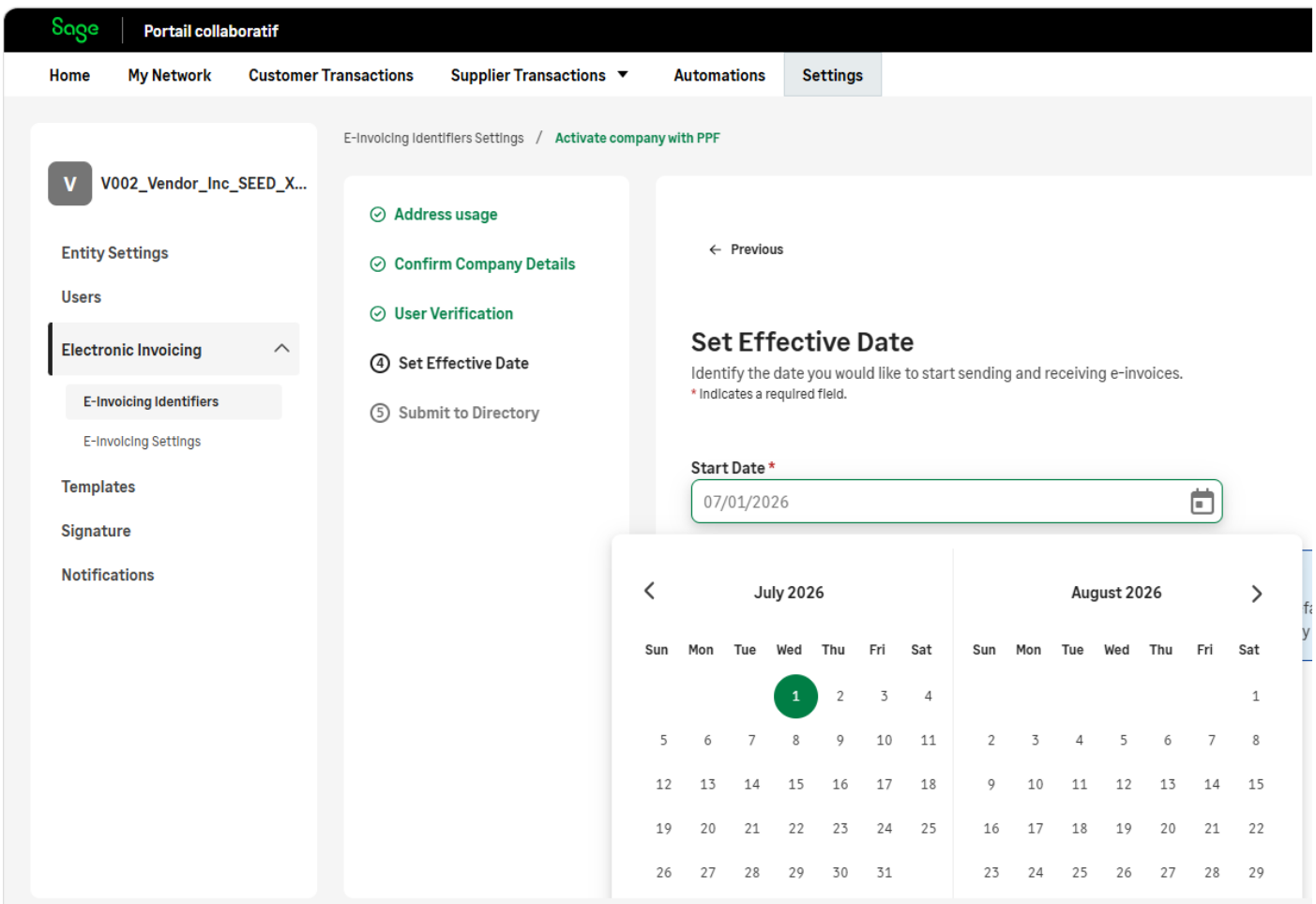
Continue

What is E-invoicing and PPF?
Why do I need to register?
What is an E-invoicing address?
What is Sage approved platform (formerly PDP)?

The Effective date in the Collaborative portal can be modified:



Entering a date earlier than September 1 confirms enrollment in the Pilot program.



If the registration has already been completed, the date can also be changed by editing the address information:

Sage | Portail collaboratif | Notifications | Me | 5R22_Backport25R2_REPOSX3_R... | Search Help

Home | My Network | Customer Transactions | Supplier Transactions | Automations | Settings | English | Synced: May 18, 2026 17:11

E-invoicing / E-reporting identifiers

Manage your identifiers for e-invoicing and E-reporting compliance.

← All Access Points

Sage X3 France - PA France ● Connected

Total 2 addresses Activate for E-Invoicing

Company Name	Accounting System	Address Type	Address Value	Status	Usage	Actions
<input type="checkbox"/> 5R22_Backport25R2_REPOSX3_REPOSX3	Sage X3 France	SIREN	982746265	Not Connected	All	
<input type="checkbox"/> 5R22_Backport25R2_REPOSX3_REPOSX3	Sage X3 France	SIRENSIRET	98274626500015	Registered	All	Edit →

1-2 of 2

E-invoicing / E-reporting identifiers

Manage your identifiers for e-invoicing and E-reporting compliance.

← All Access Points

Sage X3 France - PA France ● Connected

Total 2 addresses

Company Name	Accounting System	Address Type	Address Value	Status
<input type="checkbox"/> 5R22_Backport25R2_REPOSX3_REPOSX3	Sage X3 France	SIREN	982746265	Not Connected
<input type="checkbox"/> 5R22_Backport25R2_REPOSX3_REPOSX3	Sage X3 France	SIRENSIRET	98274626500015	Registered

Edit Effective Date

98274626500015 Registered

Effective Date

09/01/2026

First Name *

Last Name *

Email *

Job Title *

Save Changes

When selecting the address, you can display and download the Registration summary:

5 5R22_Backport25R2_REP...

Entity Settings

Users

Electronic Invoicing

E-Invoicing Identifiers

E-Invoicing Settings

Templates

Signature

Notifications

← Previous

E-Invoicing Registration Summary

Status: Registered [Download](#)

Mandate Number: 982746265_313966129_20260518_01

You are officially registered with the Sage approved platform (formerly PDP) to receive E-Invoices.

Your submission has been received and accepted by the Portail Public de Facturation directory. Once the mandate is in effect, you will begin receiving invoices starting in September 2026.

Synced Company Information

Company Name
5R22_Backport25R2_REPOSX3_REPOSX3

Address
A1, A2, 74000 ANNECY, FR

Synced Identifiers

Address 1
SIRENSIRET
98274626500015

User Verification



[sage.com](https://www.sage.com)
0191 479 5911

Sage

©2024 The Sage Group plc or its licensors. All rights reserved. Sage, Sage logos, and Sage product and service names mentioned herein are the trademarks of Sage Global Services Limited or its licensors. All other trademarks are the property of their respective owners.